

LES HIGGINS MINIATURES

MAKERS OF MINIATURE FIGURES, PLAQUES, TROPHIES ETC.



FIRST EDITION CATALOGUE (Cancels all previous lists)

About the Hobby

The hobby of model soldier collecting is a far cry today from that of only a generation ago when the bulk of collections were made up from two main sources of supply, viz. the hollow lead toy soldier, or the extremely expensive 'one off' figure produced for a very limited number of wealthy connoisseurs.

In a very few recent years it has grown into a pastime for all ages and both sexes and this much larger market has meant that it has been possible for manufacturers to produce top-quality figures of the connoisseur class for prices which now come within the scope of everyone.

These top-class figures are still not 'mass-produced' by today's standards of production but to the real collector this is, if anything, an advantage in that he knows that the items in his collection are a little more exclusive than the average run of things today and even if mass-production does arrive in the hobby one day, the likely result will be to increase the value of the collector's hand-made or hand-finished models, and, after all, it must surely be quality and not mere quantity, which most collectors seek.

The hobby has many facets and branches which have their particular attractions to different people. One can specialise in a period of history such as the reign of a certain monarch, or a particular war or battle and one is not restricted merely to model soldiers, or indeed just to miniature figures. Many fine collections include models of military vehicles and installations and the diorama-builder can use his skill on virtually any subject including landscaping, architectural models, engineering works and endless varieties of civilians as the background to his military or historical scenes.

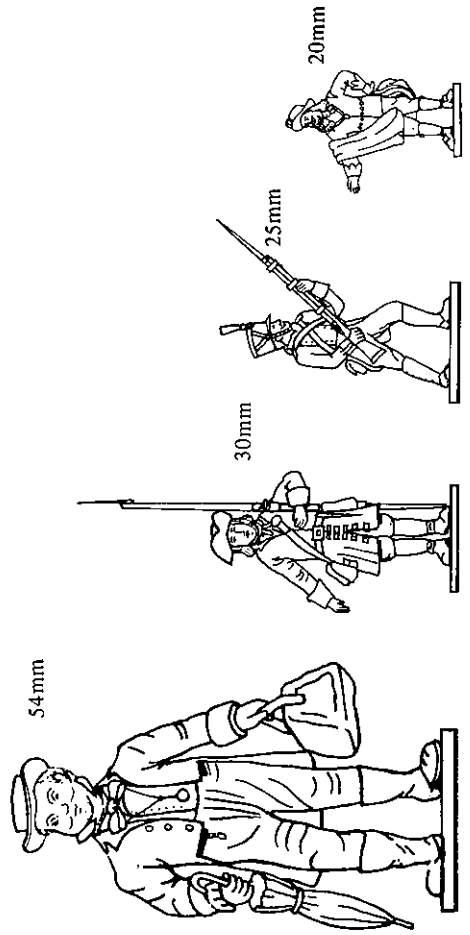
It can thus be seen that the scope of the hobby is limited only by the skill and/or interests of the collector himself, and he has the choice of making everything for himself, or using manufactured items to finish and include in his own scenes and set-pieces, or he can order his requirements to be made and finished professionally and supplied to him complete in showcase! It is small wonder that this fascinating and wide-ranging pastime is growing so rapidly.

Generally speaking, the majority of figures produced at present fall into the standard size ranges listed below and our figures conform to these sizes.

54mm. Sometimes called the 'standard' size and most suitable for display as single figures or small groups, depending upon the collector's 'pocket' and space available. Because of their size they carry a great amount of detail and are in many ways easier for the novice to alter and adapt into different positions should he wish to 'personalise' his standard models.

30mm. A very convenient size for larger groups and diorama building and a size which is becoming more and more popular, partly because of the generally attractive prices. They are also large enough to display as single items and to this end we try to ensure that there is as much detail on our 30mm figures as there is on the average 54mm figure. We do know of a number of people who use this size for 'wargaming'!

25mm. & 20mm. The war game sizes. Used mainly for fighting table-top battles, although the better quality figures can be, and are, used for constructing large and very impressive dioramas.



Whatever your particular interests in the hobby may be, and whatever degree of skill you may possess, we hope that you will find many things to interest and stimulate you in the pages which follow.

The Wargame

One could not leave even a general introduction to the hobby without special mention of the 'wargame' section. This particular branch has grown enormously in popularity during the past few years and there are now clubs established all over the country and indeed all over the world, which specialise in this activity. Numerous books have been published on the subject and the wargamer is well served by several magazines.

The fireside and clubroom 'generals' equip themselves with armies of hundreds, and in many cases, thousands of tiny men to fight imaginary engagements or even to re-fight actual battles of the past — often with very different results to the original actions! (No doubt there is a great advantage in being wise after the event!)

These games are usually fought to an established set of rules although these rules may vary considerably from very rudimentary principles to extremely thick and comprehensive volumes of regulations covering every conceivable movement and weapon capability for a particular period.

The application of a good set of rules can produce a wargame with surprisingly realistic actions and results and the game has been described by some as being a very colourful and fascinating new form of chess. Not least among the advantages of the game is that one can fight on any scale from a small short-lived skirmish to a complete campaign, including the use of maps and strategic and political considerations, occupying perhaps many weeks to reach a conclusion.

The high-point of the year for many wargamers is the National Wargame Convention held annually in this country and attracting competitors and clubs from all over Great Britain. With the popularity of the pastime increasing as it is there seems every possibility that there may soon be an INTERNATIONAL Convention.

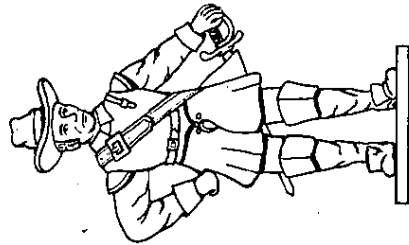
We could perhaps be super-optimistic and see this as a future way of solving our international differences without firing a single, full-size, explosive shot!



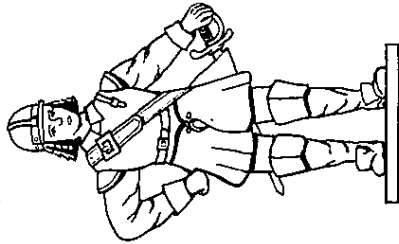
Members of the Mid-Northants. Military Society in action.

54mm English Civil War Period

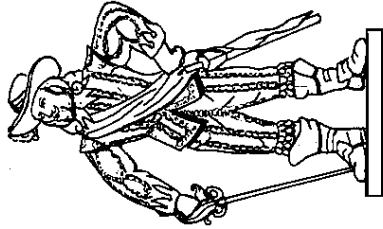
(Packed to be assembled as required)



H1
Price Code B



H1/A
B



H2 Charles I
C



H3
C




H4
C



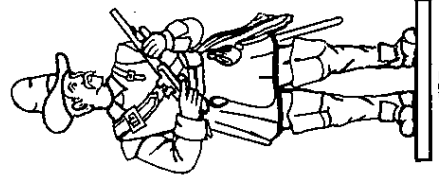
H5

Price Code D



H6

D



H7

D



H8

C




H9

C

54mm Dickensian Characters

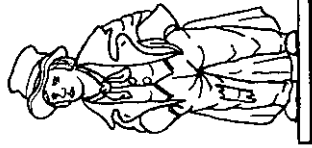
(Packed to be assembled as required).




D1 Fagin
Price Code B



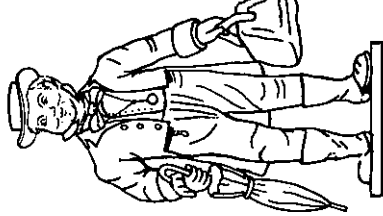
D1/A Fagin
Price Code C



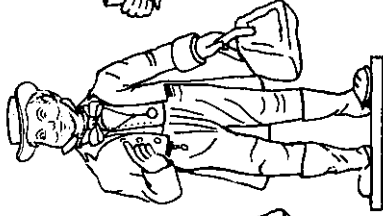
D2 Artful Dodger
Price Code B



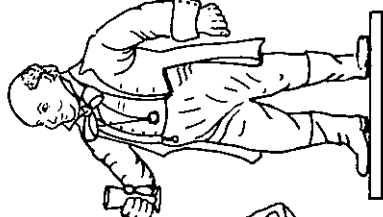
D3 Nancy
Price Code B



D4 Mr. Pickwick
Price Code C



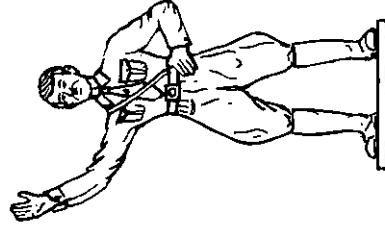
D4/A Mr. Pickwick
Price Code C




D4/B Mr. Pickwick
Price Code C

54mm General Subjects

(Packed to be assembled as required).




B1 Hitler 1933
Price Code A




B2 R.A.F. Pilot
Price Code A



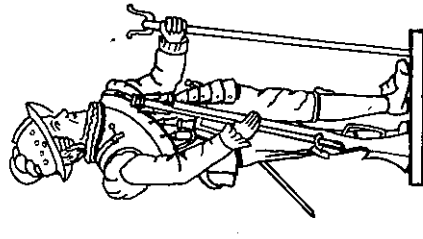
B3 Pilgrim Father
Price Code B



B4 Pilgrim Father
Price Code B



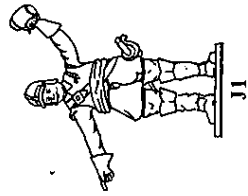
B5 Pilgrim Father
Price Code B



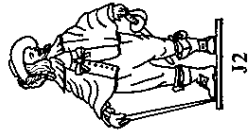
B6 French Arquebusier
Price Code D

30mm English Civil War Period ('Jason' Range)

(Packed to be assembled as required)



J1



J2



J3




J4

Also supplied with Pike




J5



J6



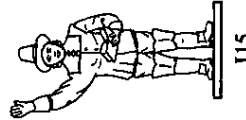
J7



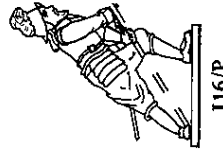
J13



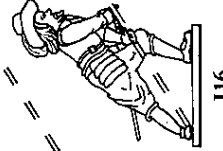
J14



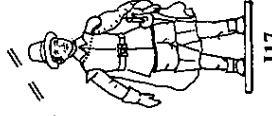
J15



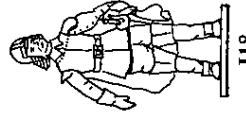
J16/P



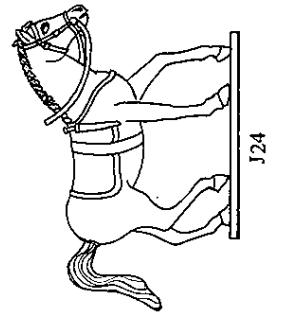
J16



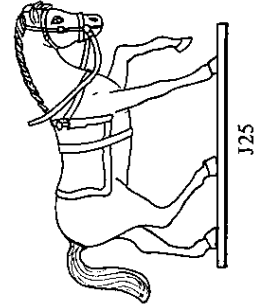
J17



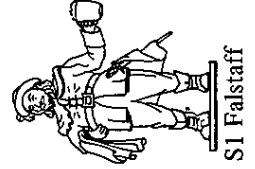
J18



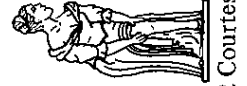
J24



J25

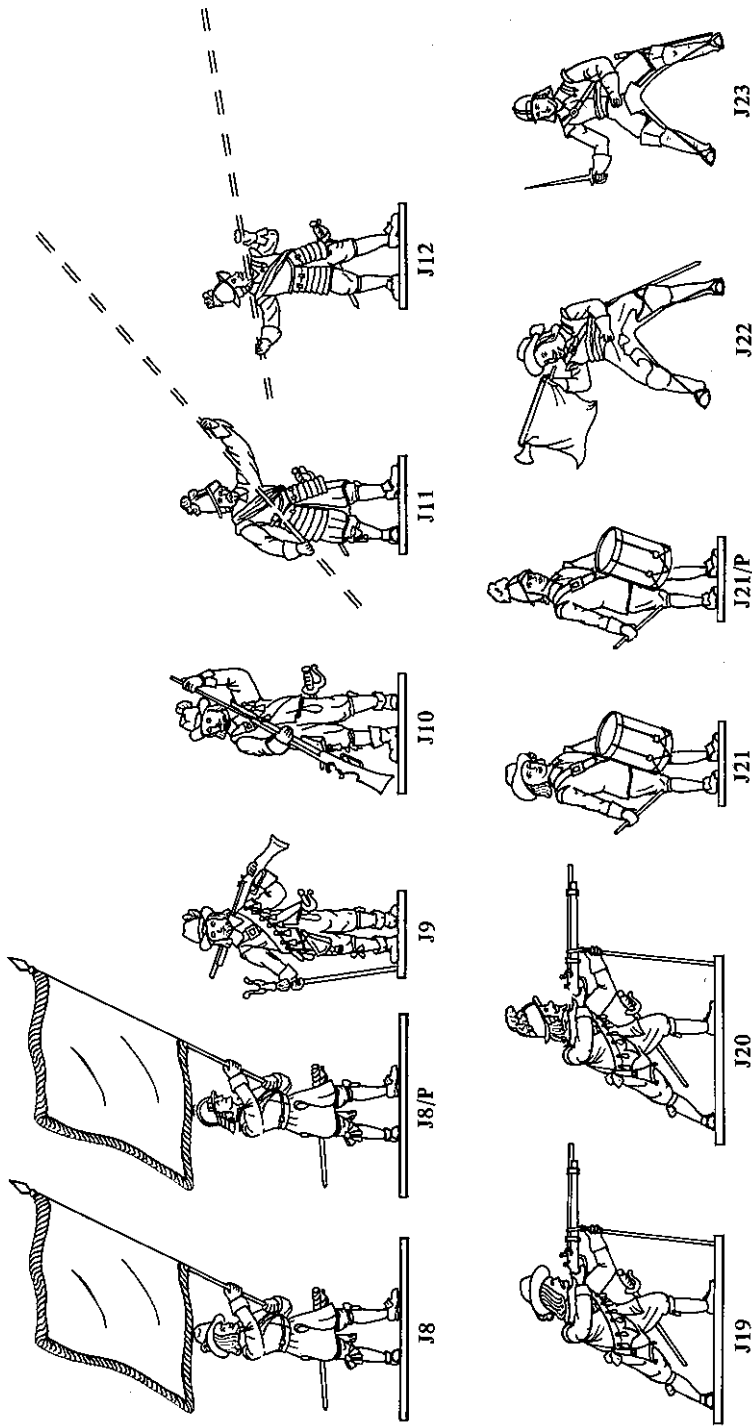


S1 Falstaff

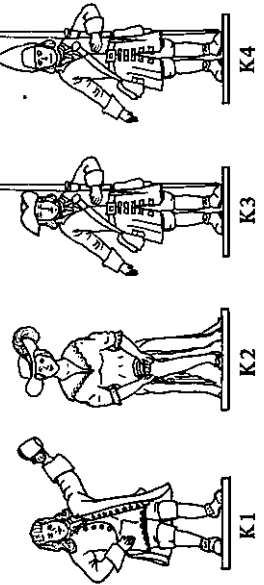


S2 Courtesan

30mm Sundry Items




30mm 'Marlborough' Series



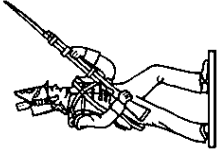
25mm Napoleonic (British)

(Foot figures 4 per pack)

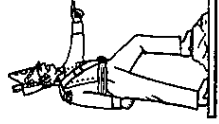
Line Infantry



BN1
Battalion Company
BN1 At the ready
BN2 Advancing
BN3 Standing firing
BN4 Kneeling ready

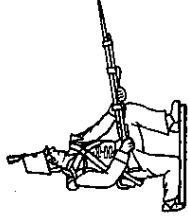


BN5
Flank Company
BN5 At the ready
BN6 Advancing
BN7 Standing firing
BN8 Kneeling ready




BN9
Officer

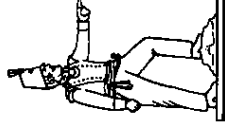
Light Infantry



BN10
Battalion Company
BN10 At the ready
BN11 Advancing
BN12 Standing firing
BN13 Kneeling ready

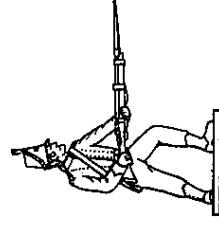


BN14
Flank Company
BN14 At the ready
BN15 Advancing
BN16 Standing firing
BN17 Kneeling ready

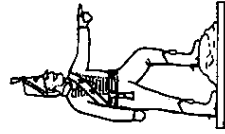


BN18
Officer

Rifle Regiment

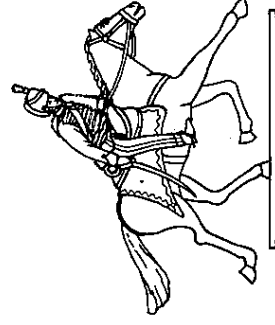


BN19
BN19 At the ready
BN20 Advancing
BN21 Standing firing
BN22 Kneeling ready



BN23
Officer

Cavalry

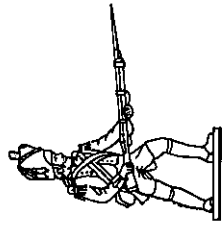


BN24
Hussar
2 Cavalrymen and 2 Horses per pack

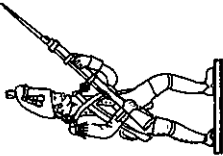
25mm Napoleonic (French)

(Foot figures 4 per pack)

Imperial Guard




NF1
Old Guard, Grenadier.
NF1 At the ready
NF2 Advancing
NF3 Standing firing



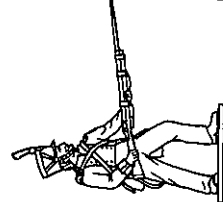
NF5
Old Guard, Chasseur.
NF4 At the ready
NF5 Advancing
NF6 Standing firing



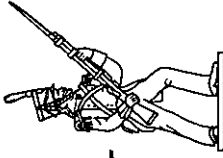
NF9
Middle/Young Guard,
Grenadier, Voltigeur, Chasseur.
NF7 At the ready
NF8 Advancing
NF9 Standing firing



NF10
Officer.



NF11
Fusilier.
NF11 At the ready
NF12 Advancing
NF13 Standing firing



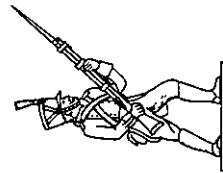
NF15
Voltigeur/Grenadier.
NF14 At the ready
NF15 Advancing
NF16 Standing firing



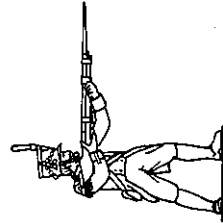
NF17
Officer.

Line Infantry

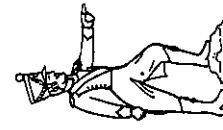
Light Infantry



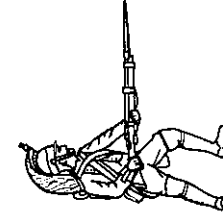
NF19
Fusilier/Chasseur.
NF18 At the ready
NF19 Advancing
NF20 Standing firing



NF23
Voltigeur/Carabinier.
NF21 At the ready
NF22 Advancing
NF23 Standing firing



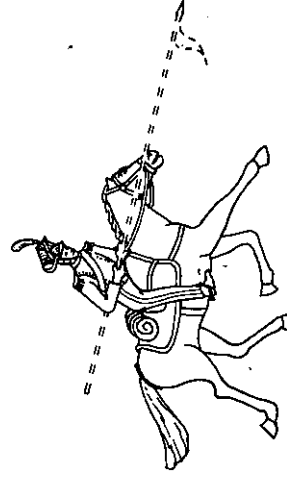
NF24
Officer.



NF25
Foot Dragoon.
NF25 At the ready
NF26 Advancing
NF27 Standing firing



NF28
Officer.



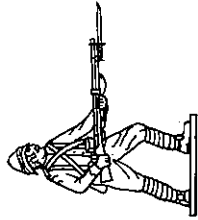
NF29
Lancer of the Imperial Guard.
2 Cavalrymen and 2 Horses per pack
(Packed to be assembled as required)

Foot Dragoons Cavalry

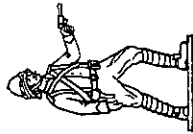
25mm British Colonial Campaigns (Sudan Expedition 1898)

(Foot figures 4 per pack)

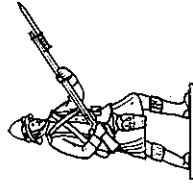
British Line Infantry




BC1
BC1 At the ready
BC2 Advancing
BC3 Standing firing
BC4 Kneeling ready



BC5
BC5 Officer

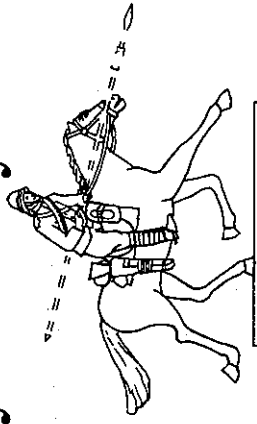


BC7
BC6 At the ready
BC7 Advancing
BC8 Standing firing
BC9 Kneeling ready




BC10
BC10 Officer

Highland Infantry

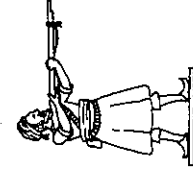


BC11
BC11 Lancer charging.
2 Cavalrymen and 2 Horses per pack
(Packed to be assembled as required)

'Fuzzy Wuzzys'




BC12
BC12 Running
BC13 Advancing



BC14
BC14 Standing firing
BC15 Advancing

Dervishes

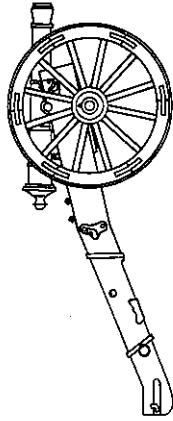


BC16
BC16 Dervish Cavalryman
2 Cavalrymen and 2 Horses per pack

Artillery

(Packed to be assembled as required)

20mm 'Marlborough' Series




A1
6 pdr. Field Piece

This is the beginning of a new range of artillery pieces.
Further items will be announced in the model press as they become available.


20mm English Civil War Period

(Pikes not supplied)



EP1

EP2



EP3
4 per pack

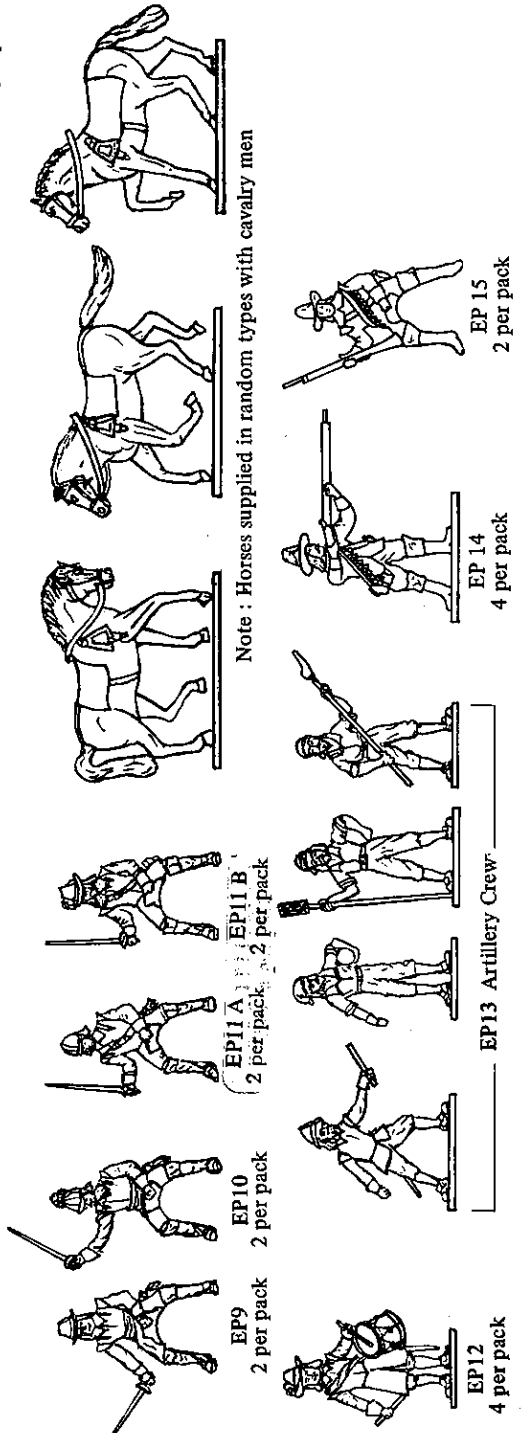
EP4
4 per pack

EP5
4 per pack

EP6
4 per pack

EP7
4 per pack

EP8
4 per pack



EP9
2 per pack

EP10
2 per pack

EP11 A
2 per pack

EP11 B
2 per pack

EP12
4 per pack


EP13 Artillery Crew

EP14
4 per pack

EP15
2 per pack

Note : Horses supplied in random types with cavalry men

20mm 'Marlborough' Series



Note : Horses supplied in random types with cavalry men.

The English Civil War 1642~1649

The war was the almost inevitable result of a long-standing animosity between King Charles I and his Parliament. An animosity which was continually fed by a fundamental difference in outlook regarding the Monarchy and the future of the country as a whole which in those times were totally bound together.

England was on the verge of great things in the realm of industry and trade at the beginning of Charles' reign and the industrialists and merchants of the country became increasingly powerful by virtue of their rapidly increasing wealth.

This realization of power brought with it a great dissatisfaction with the current system of government which gave ultimate supreme power to the King alone and, in the opinion of the prospering businessmen, this power was in the wrong hands. Charles had many arguments with Parliament on the subject of raising money to support his lavish court and his other personal ambitions and the rift was widened by religious differences also. The Roundheads were Protestants to a man and they were not at all happy with Charles' connivings with Catholic France nor with the fact that the Queen was a declared Catholic herself.

The war was precipitated when Charles recalled Parliament for the sole purpose of obtaining more money for himself and this demand having been refused he decided to arrest five leading Parliamentarians at the House of Commons. When his men arrived they found that the five men had been forewarned and had fled to the support and shelter of the merchants of the City of London. Charles then left London with his army and proceeded eventually to Hull where he demanded from the Mayor access to the Port and the arsenal and stores in that city for his army. This the Mayor refused and thus the gauntlet was down. To Charles this refusal was an act of treason and unforgivable and as the Mayor was supported by the rest of the townsmen Charles was left with no alternative but capitulation to Parliament's will or civil war. He chose war.

Parliament gained an early advantage by securing the support of the Navy which meant that the supplies so desperately needed by Charles could not be brought from the continent in anything like the required quantities. As the war progressed and there came no quick and decisive victory for the Royalist cause it became almost a matter of time before Charles was defeated in spite of his successes in Scotland. As is usually the case with civil wars, where neighbouring towns and even homes are on opposing sides, there were innumerable minor skirmishes which, although perhaps of local interest, did not seriously affect the general outcome of the struggle. The main engagements which took place in England during the period 1642 to 1649 were as follows:

1 EDGEHILL 1642. A somewhat undecided battle between Charles' Army and the Parliamentarians under the Earl of Essex, which nevertheless produced a large number of casualties and left Charles in command of Oxford which he made his headquarters and from which he intended to attack London. At this early stage in the war both sides suffered a great deal from lack of proper equipment and above all, training in the ranks.

2 BRENTFORD 1642. At this point Charles' advance on London was halted when he was met by the combined forces of Essex and the City of London. No major battle ensued and the King discreetly retired back to Oxford.

3 GRANTHAM 1643. Noteworthy in it being the first action fought by Cromwell's newly raised and well-trained cavalry of the 'Eastern Association' (the 'Ironsides') and in which they achieved a resounding success over a much larger Royalist force of cavalry.

4 STRATTON (Cornwall) 1643. One of several minor engagements in the West Country which resulted in Royalist victory. They were not however destined to assist the main Royalist cause to any great extent.

5 ATHONHEAD (Yorks) 1643. A Roundhead army under Fairfax attempting to besiege York was defeated by Royalists led by the Earl of Newcastle.

6 LANSDOWNE 1643. Another minor encounter between Hopton and Waller resulting in a somewhat pyrrhic victory for the Royalists.

7 NEWBURY 1643. Another attempt by Charles to march upon London was met by the Roundheads under Essex and again, after an indecisive struggle, Charles retreated to Oxford.

8 SELBY 1644. The Roundheads under Fairfax obtained their revenge for Atherton by defeating the Royalists and thence besieging York.

9 CROPREY BRIDGE 1644. A Royalist victory over Sir William Waller who was attempting to attack Oxford.

10 MARSTON MOOR 1644. A major action of the war which resulted in a disastrous defeat for the Royalists, lost them the North of England, and destroyed a large part of the Royalist army. The principal commanders in the Parliamentarian force were the Lords Fairfax, Leven and Manchester supported by Cromwell's 'Ironsides' and in the Royalist force were Prince Rupert and Lords Newcastle and Goring.

11 2nd Battle of NEWBURY 1644. Yet another attempt by Charles to attack London ended once again with his breaking off contact and retreating to Oxford.

12 NASEBY 1645. The last major encounter of the war which really saw the end of the Royalist cause. Charles' army suffered an irreparable defeat at the hands of the New Model Army under Lord Fairfax with Cromwell's 'Ironsides' again playing a decisive part.

Apart from a few minor encounters in small numbers the war was over in England and Charles, always with an eye for a chance, surrendered - to the Scottish Army! He was, however, handed over to the Roundheads and imprisoned at Hampton Court. Undaunted, Charles continued his intrigues and eventually escaped to Carisbrooke, Isle of Wight, from whence he organised several uprisings, mainly involving the Scots. All his attempts however resulted in failure against the invincible New Model Army and Charles was finally re-captured and beheaded in 1649.

In less than ten years England was to see Charles' son on the throne with the monarchy restored.

Uniform Details

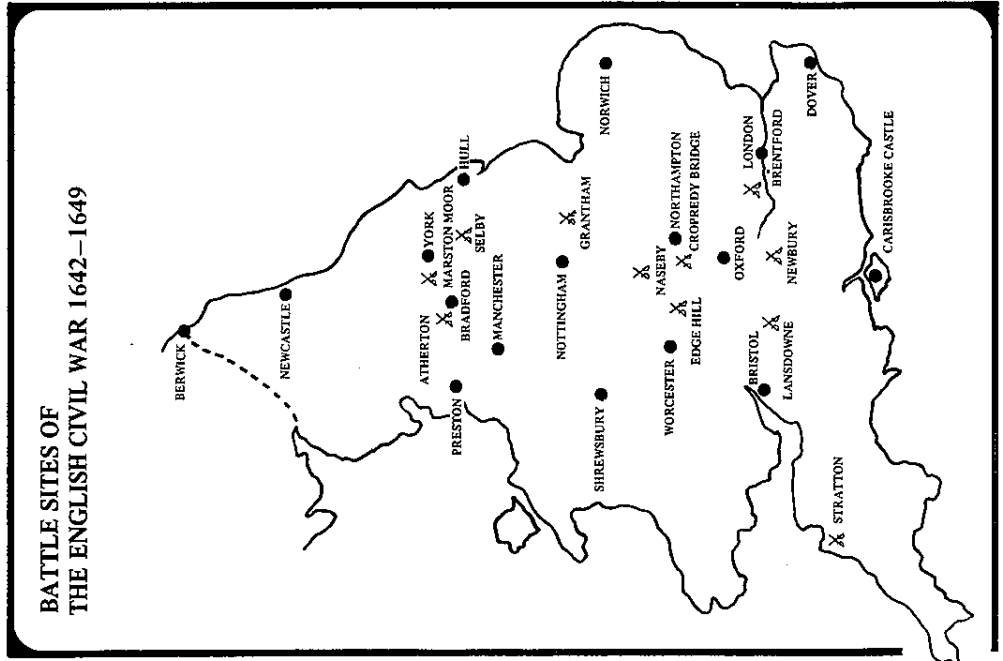
At the beginning of the war the two opposing forces were very similarly, and poorly equipped. Up to this point there had not been a true 'standing' or regular army in England and when wars did occur an army was raised 'from scratch'. Consequently, in this instance also, there was little evidence of true uniform and standardized equipment until improvements were brought about in later years from hard-earned experience. On the battlefield often the only difference between the two sides may have been a different coloured sash (usually crimson for the Royalists and orange for the Parliamentarians) and in some cases this difference decreased to merely a small cloth 'favour' worn in the hat and hastily made up from any available scrap of material! As these very minor differences may cause confusion on the 20mm battlefield (as they did in real-life!) we have dressed our figures as fully-equipped men whereby the wargamer may, if he wishes, distinguish between Royalists and Parliamentarians in most cases by the hat, using the helmeted figures as Roundheads and the plumed-hatted figures as Royalists.

Some regiments were fortunate enough to have a commanding officer who was willing and able to provide them with coats of a standard colour but it is unlikely that they remained standard for long once a replacement coat was needed. Apart from the coat the rest of the clothing is very much a matter of doubt but one may be fairly safe to settle for drab greys and browns for breeches and stockings with perhaps crimson or scarlet for some of the 'elite' regiments. Armour was generally black, either painted or 'black-leaded' to prevent or disguise the rust patches, and shoes were brown, or occasionally black leather.

The ever-famous 'Ironsides' - Cromwell's own corps of cavalry were, after 1642, much better equipped and achieved a high standard of dress regularity as well as military discipline. Again their armour was usually blackened but the standard coat was of untanned buff leather and trousers were grey or brown. Boots were buff leather and the undercoat, whose sleeves were visible from shoulder to cuff, was usually various shades of red from orange through to crimson. The hooped sleeve was less common than is popularly supposed. The sword-sling or 'baldrick' was medium-light brown leather and collar and cuffs plain white. The main distinction for officers was the orange sash worn about the waist. The Royalist cavalry appear to have been very similarly equipped (where funds permitted!) although officers tended to be more brightly ornamented with patterned armour, plumed helmets and leather gaudlets. The only criterion in fact was, once again, the amount of money the officer was prepared to spend on his appearance!

Some examples of regimental coat-colours for foot soldiers are given below;

| Royalist | | Parliamentarian | |
|-----------------------------|-------|--------------------------|--------|
| The King's Life Guard | Red | The Earl of Essex's | Orange |
| Prince Rupert's Foot Guards | Red | The Earl of Manchester's | Green |
| The Earl of Newcastle's | White | Sir Thomas Ballard's | Grey |
| Sir Ralph Hopton's | Blue | Sir John Hampden's | Green |
| The Earl of Northampton's | Green | The Earl of Stamford's | Blue |



The 'Marlborough' Period 1700-1720

Although John Churchill, later the Duke of Marlborough, had begun his military career and seen active service before 1680 he is best known for his achievements in the military and political spheres during the Wars of the Spanish Succession 1702-1714 and our range of figures is primarily designed for this period of conflict in Europe.

The greatly increasing power of Louis XIV of France had been a cause of great concern for some years to the other power blocks of Europe who saw Louis' insatiable ambitions as more than a threat to their existence, and when King Charles II of Spain died without an heir and Louis put forward his Grandson as King Philip V of Spain, this was the final blow and forced the 'Allied powers' to declare war on France in 1702. The two sides comprised on the one hand England, the Netherlands, the Holy Roman Empire (Austria and most of the German States), Prussia, Portugal and later Savoy, and on the other hand France, not unnaturally supported by Spain, and Bavaria.

The principal battles of the war which involved English troops were

1 DONAUWORTH 1704. On the Danube in which Marlborough, allied with Louis William I of Baden-Baden, defeated a Bavarian army and thus straddled the French route to Vienna.

2 BLENHEIM 1704. Following his success at Donauworth Marlborough found the French and Bavarians massing for an assault towards Vienna north of the Danube and with the assistance of Prince Eugene of Savoy, commanding the army of the Holy Roman Empire, succeeded in routing a considerable Franco/Bavarian army and saved Vienna from attack.

3 BARCELONA 1705. This engagement between an English force commanded by the Earl of Peterborough and the French/Spanish garrison resulted in the capture of Barcelona and the son of Leopold I of the Holy Roman Empire was set up as Charles III of Spain by the Allies.

4 RAMILLES 1706. Once again Marlborough, seeking a fight, placed his English, German and Dutch forces across the path of a French army commanded by Marshal Villeroi and routed them, capturing the area now known as Belgium which

had been part of the Spanish Netherlands.

5 ALMANSA 1707. During the Allied offensive in Spain to establish Charles of Austria as King of Spain, their force was attacked by a Franco/Spanish army led by a son of Exiled James II of England and was utterly defeated.

6 TOULON 1707. An attempt by an Allied force under the Duke of Savoy, supported by English marines and naval forces, to capture the important French port of Toulon ended in failure and retreat.

7 OUDENARDE 1708. A French attempt to re-occupy the Spanish Netherlands resulted in a battle between the Allies under Marlborough with Prince Eugene and a large French army under the Duc de Vendome. The result was another decisive victory for Marlborough.

8 SIEGE OF LILLE 1708. The fortress was besieged by forces under Prince Eugene, screened from several French attacks by Marlborough's army until the city finally surrendered in December.

9 SIEGE OF TOURNAI 1709. This important city lay on Marlborough's route to Paris and ultimately surrendered to him after two months.

10 MALPLAQUET 1709. Following the successful siege of Tournai Marlborough moved on towards Paris until meeting the French army dug in at Malplaquet. A fierce and bloody battle ensued which was won by the Allies but only at great cost (the allied casualties were much in excess of those of the French).

The following two years saw little action in Europe and Malplaquet was Marlborough's last major engagement before his dismissal in 1711 due to intrigues at home in the Court of Queen Anne.

11 BRIHUEGA 1710. Another attempt by the Allies to assault Madrid to oust King Philip V of Spain resulted in failure and surrender to a Franco/Spanish army.

English enthusiasm for the war waned after the removal of Marlborough and fears that the final outcome might be unsatisfactory anyway, caused England to withdraw from the war in 1712. Prince Eugene continued the struggle unsuccessfully until the Treaty of Utrecht in 1713 and the Treaty of

Baden in 1714 ended the affair. After twelve years of struggle Philip V remained King of Spain, England gained Gibraltar and Austria gained the Spanish Netherlands. Louis XIV's ambitions had been thwarted but the major sufferer was Spain who had, in the event, taken only a minor part in the military affair!

Uniform Details

There were marked similarities in the basic uniforms of all the nations involved and in the 20mm wargame scale the differences are hardly noticeable beyond that of main colours. The English army generally wore a red coat with white breeches and stockings, black shoes and tricorne hat, white neck cloth and buff leather straps and belts and black pouch. Unit distinctions were usually by the colour of the coat cuffs or lining.

The French army could be attired in off-white or light grey with the breeches and stockings of the same colour although there were some regiments with dark blue coats. Again unit distinctions were mainly by colours of cuffs, linings or waist coats.

Basic colours of other competing nations were many and various and a very good indication of these variations can be found in Preben Kannik's book 'Military Uniforms in Colour' published by the Blandford Press or the Hamlyn Press paper back 'Military Uniforms' by Rene North.

It will be seen from this that our basic range of 20 mm figures can provide an extremely varied and colourful cross section of all the combatants in the war and involve very little extra work on the part of the wargamer other than painting, to make his armies ready for the field under any master!

LES HIGGINS MINIATURES

The Square, Earls Barton, Northamptonshire, England.



Sole U.K. Distributors to the trade :-
The Pritchard Patent Product Co. Ltd., Pecoway, Seaton, Devon.